








Getting Started


The M.A.L. concept is based on the Open-Source principle, i.e. you can develop and exchange an own M.A.L.

The SDK for developing IPEmotion MAL-PlugIns is a zip file, which includes the following features:

-  Current IPEmotion version + Basic Edition Serial
-  MAL-Designer
-  Example MAL project
-  Demo Manufacturer Key
-  Complete documentation

To use the MAL-Designer, follow the below-mentioned steps:

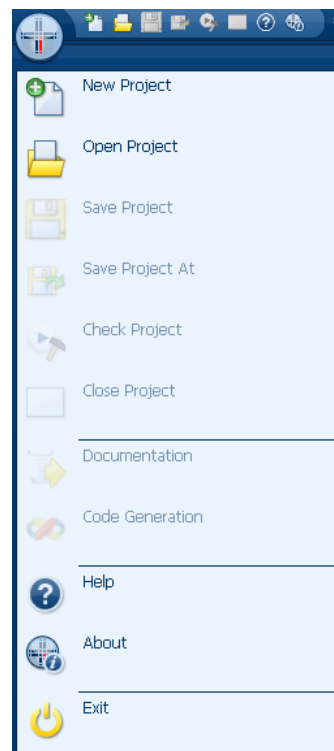
-  Install the current version of the IPEmotion software.
-  After the successful installation, IPEmotion and the MAL-Designer are shown in the menu **Start** → **Programs** → **IPETRONIK** → **IPEmotion Vxx.xx.xx**.

Click on the  button to open the application menu.

Click **Open Project** to open the demo project (DEMO.IMD), which you can use as a template for own software developments. Click **New Project** to start developing with the test manufacturer code, which is automatically created. If you want to use an unique manufacturer code, please contact the IPETRONIK support at support@ipemotion.com.

Click **Code Generation** to create a code frame for Microsoft Visual Studio 2005 and higher, which already converts all information of the description files into source code. The creation of a documentation for use with the IPEmotion interface in a XML file is also included. Therefore, the programming can be reduced to a minimum.

Click on **Help** to open the documentation of the MAL-Designer. Please read the documentation carefully.



Support

Headquarter:

IPETRONIK GmbH & Co. KG
 Jaegerweg 1

Phone +49 72 21 99 22 0
 Fax +49 72 21 99 22 100

support@ipemotion.com
 www.ipemotion.com

76532 Baden-Baden, Germany